

AMP Rising Dividend



CUSIP 001756105

First Quarter | 3.31.2021

FUND OBJECTIVE

The AMP Rising Dividend Fund seeks to capture yield in equity based investments and capital appreciation for investors with a long term time horizon. The Fund also seeks to have a lower standard deviation than the S&P 500 Index and higher dividends than the S&P 500 dividend average over a market cycle.

FUND STRATEGY

The AMP Rising Dividend Fund is comprised primarily of domestic and international stocks (American Depository Receipts) and Master Limited Partnerships. The Fund may also take some positions in mutual funds and exchange traded funds. Purchase considerations are based on dividend payment, fundamental/quantitative analysis and qualitative evaluation. Sell criteria are based on long term evaluation of; changes in the dividend, reduction in fundamentals, or significant sector changes. The proceeds may be invested in a higher ranked security or held in cash. The fund generally allocates 96 percent to securities but may reduce this amount based on the market cycle.

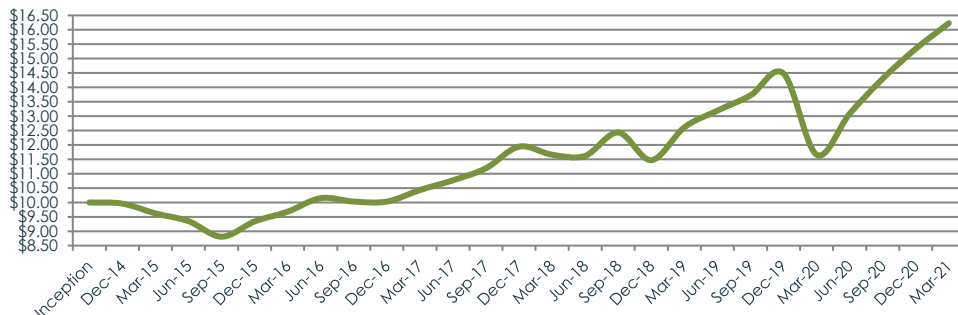
PERFORMANCE NUMBERS

INCEPTION DATE 10/24/2014

Fund	Year To Date	1 Month	3 Month	1 Year	3 Year	5 Year	10 Year	Since Inception
AMP Rising Dividend*	5.80%	6.99%	5.80%	39.19%	11.65%	10.89%	n/a	7.82%
Russell 1000 Value TR USD	11.26%	5.88%	11.26%	56.09%	10.96%	11.74%	n/a	9.52%

*Performance is shown net-of-fees

PERFORMANCE CHART



STRATEGY PERFORMANCE

Strategy	Year To Date	2020	2019	2018	2017	2016
Rising Dividend Strategy	5.88%	4.56%	26.07%	(4.42%)	19.60%	7.76%
Russell 1000 Value TR USD	11.26%	2.80%	26.54%	(8.27%)	13.66%	17.34%


*Annualized

**Inception Date of May 31, 2005

The strategy for the AMP Rising Dividend Fund is based on the AMP Rising Dividend strategy employed by AMP Wealth Management for a separately managed account program. The strategy investment performance shown is NOT the performance of the AMP Rising Dividend Fund but of the separate account strategy. While the strategies are similar, investment results may differ materially either up or down.

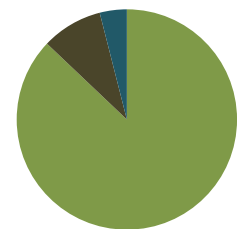
The AMP Rising Dividend Strategy performance has been calculated by an independent third party using time weighted return ("TWR"). Performance shown is net of fees and reflects the reinvestment of interest, income, and capital gains. The data is for the periods May 31, 2005 through March 31, 2021. The performance results are calculated net of transaction costs and the performance shown is for the periods ending March 31, 2021. Net returns are calculated using an annual management fee of 0.75%. Past performance is not indicative of future performance.

RISK PROFILE



A moderate to aggressive investor who seeks to invest in both equities and fixed income with the goal of reducing risk and achieving moderate to aggressive capital appreciation, mid to long-term time horizon.

FUND ALLOCATION

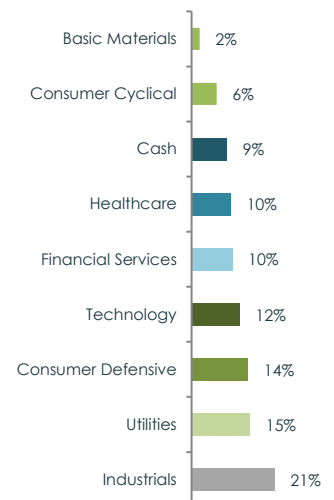


■ US Equity
■ Cash
■ International Equity

TOP HOLDINGS

1. Cash	9%
2. WEC Energy Group Inc	2%
3. Citigroup Inc	2%
4. Home Depot Inc	2%
5. Atmos Energy Corp	2%

PORTFOLIO SECTORS



DISCLOSURES

Alta Trust is a South Dakota chartered Trust company that acts as the Trustee of this Collective Investment Fund. Collective Investment Funds are bank maintained and not registered with the Securities and Exchange Commission. The Declaration of Trust for the Trust describes the procedures for admission to and withdrawal from a Fund. The Declaration of Trust and the Fund's Employee Benefit Summary should be read in conjunction with this information statement and is hereby incorporated by reference. A copy of these documents may be obtained by contacting Alta Trust at info@trustalta.com.

Before investing in any Fund, please consider the Fund's investment objective, strategies, risks, and expenses. Be sure to consult with your financial, legal and professional tax advisors prior to investment in any Fund. Performance is expressed in USD. Past performance does not guarantee future results. The performance data quoted represents past performance and current returns may be lower or higher. All investing involves risk, including potential loss of principal. There is no guarantee that the Fund will achieve its objective.

Fund Restriction/Limitations: This Collective Investment Fund may only accept assets of defined contribution plans that are part of a pension, profit sharing, stock bonus or other employee benefit plan of an employer for the exclusive benefit of employees or their beneficiaries and is (i) exempt from federal income taxes under Section 501 (a) of the code, by reason of qualifying under Section 401(a) or 414(d) of the code or (ii) is part of an eligible deferred compensation plan maintained by a state or local governmental unit under Section 457(b) of the Code ("Section 457 Plan"), which is either exempt from or not subject to income taxation.

FEES

Shareholder Fees

The Fund does not charge any fees directly against a participant's or beneficiary's investment, such as commissions, sales loads, sales charges, deferred sales charges, redemption fees, surrender charges, exchange fees, account fees, and purchase fees, which are not included in the total annual operating expenses of any designated investment alternative.

Annual Operating Expense

	Annual Percentage
Trustee/Management Expenses	0.70%
Shareholder Service Fee	0.00%
"Other" Expenses (underlying securities)	0.00%
Administrative Expenses	0.05%
Total Annual Operating Expense	0.75%

The effect of the Fund's annual operating expense on \$1,000 is \$7.50

Portfolio Turnover: 39%

CONTACT INFORMATION

For general inquiries please contact Alta Trust at: **(866) 516-4015**. For investment-related questions please contact AMP Wealth Management at: **(414) 332-1011**. Or, visit the Fund web page at www.trustalta.com/amp.