

Focus International Founders Class



CUSIP 10532X871

Third Quarter | 9.30.2023

FUND OBJECTIVE

The Fund seeks to provide long-term capital growth primarily through exposure to International Equities.

FUND STRATEGY

The Fund primarily seeks to maintain exposure to International Equities, while seeking to protect the Fund's downside using the Brandywine Risk Replacement overlay strategy. The Fund further seeks to pay for the cost of the put options used in the Risk Replacement strategy by investing in a broadly diversified Return Driver based portfolio.

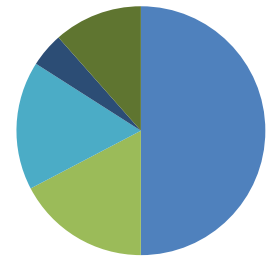
FUND PERFORMANCE NUMBERS

INCEPTION DATE 07.17.2023

Fund	Year To Date	1 Month	3 Month	1 Year	3 Year	5 Year	10 Year	Since Inception
Focus International Founders Class	n/a	(2.69%)	(4.49%)	n/a	n/a	n/a	n/a	(2.20%)
MSCI EAFE GR USD	n/a	(3.37%)	(4.05%)	n/a	n/a	n/a	n/a	(1.72%)

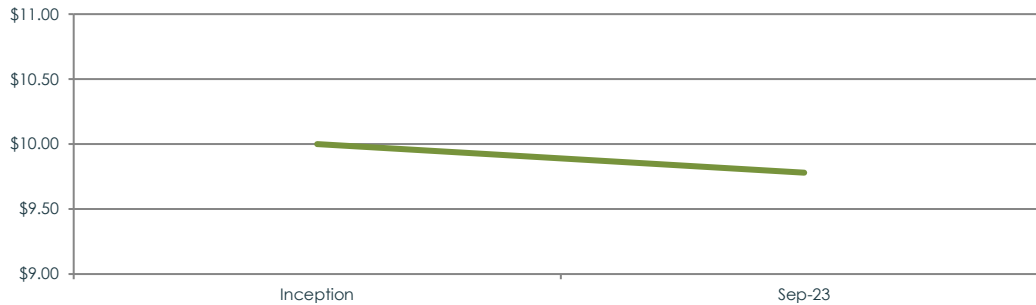
Performance is shown net-of-fees

FUND ALLOCATIONS



- International Equity
- Cash
- Fixed Income
- Sweep
- Specialty

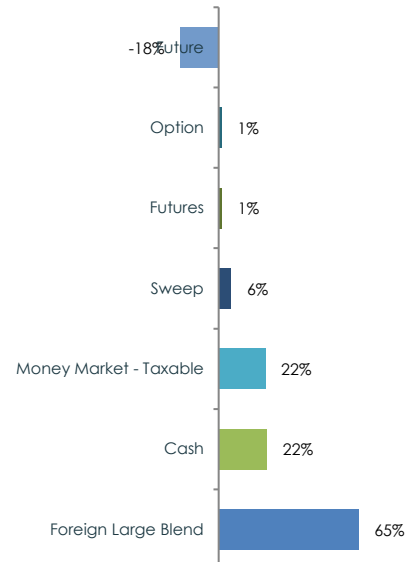
FUND PERFORMANCE CHART



FUND TOP HOLDINGS

1 Vngrd FTSE Dev Mkt ETF	65%
2. MSCI EAFE Fut.	34%
3. Cash	23%
4. SNVXX	22%
5. LIVE CATTLE FUTR	5%

FUND PORTFOLIO SECTORS



STRATEGY PERFORMANCE

Strategy	Year To Date	1 Month	3 Month	1 Year	3 Year	5 Year	10 Year	Since Inception
Focus International Founders Class	7.39%	(2.69%)	(4.49%)	6.09%	10.74%	6.49%	8.25%	12.17%
MSCI EAFE GR USD	12.48%	(3.37%)	(4.05%)	19.78%	9.59%	4.96%	5.94%	5.92%

Prior to the inception date of the Focus International (CIT), the investment manager maintained an investment strategy which is used in the CIT. The CIT and the strategy performance represent separate products that employ the same strategy. The strategy performance is primarily shown to give potential investors additional information on how the strategy employed by the CIT has performed over a longer time horizon. The strategy performance and the CIT performance may differ materially due to fees, participant/portfolio transactions and other factors. The strategy performance does not necessarily represent what investor returns would have been in the CIT.

*The strategy performance from 1/1/2013 through 12/31/2022 has been independently verified.

DISCLOSURES

Alta Trust Company is a South Dakota chartered trust company that acts as the trustee of this CIT. Collective investment trusts are bank maintained and not registered with the Securities and Exchange Commission. The Declaration of Trust for the CIT describes the procedures for admission to and withdrawal from the CIT. The Declaration of Trust and the Investor Disclosure, sometimes referred to as the Fund's Employee Benefit Summary should be read in conjunction with this fact sheet and is hereby incorporated by reference. A copy of these documents may be obtained by contacting Alta Trust at info@trustalta.com.

Before investing in any collective investment trust, please consider the trust's investment objective, strategies, risks, and expenses. Be sure to consult with your financial, legal and professional tax advisors prior to investment in any collective investment trust. Performance is expressed in USD. Past performance does not guarantee future results. The performance data quoted represents past performance and current returns may be lower or higher. All investments involve risk, including potential loss of principal. There is no guarantee that the CIT will achieve its objective.

Fund Restriction/Limitations: This CIT may only accept assets of defined contribution plans that are part of a pension, profit sharing, stock bonus or other employee benefit plan of an employer for the exclusive benefit of employees or their beneficiaries and is (i) exempt from federal income taxes under Section 501 (a) of the code, by reason of qualifying under Section 401 (a) or 414(d) of the code or (ii) is part of an eligible deferred compensation plan maintained by a state or local governmental unit under Section 457(b) of the Code ("Section 457 Plan"), which is either exempt from or not subject to income taxation.

FUND FEES

Shareholder Fees

The Fund does not charge additional fees such as commissions, sales loads, sales charges, deferred sales charges, redemption fees, surrender charges, exchange fees, account fees, and purchase fees directly against a participant's or beneficiary's investment. All Fund expenses are included in the total annual operating expenses of any designated investment alternative.

Annual Operating Expense*

	Annual Percentage
Trustee/Management Expenses	0.60%
Shareholder Service Fee	0.00%
"Other" Expenses (underlying securities)	0.035%
Administrative Expenses	0.05%
Total Annual Operating Expense	0.685%

The effect of the Fund's annual operating expense on \$1,000 is \$6.85

Portfolio Turnover*: 9%

*Operating expenses and turnover ratios are estimated the first year and calculated annually as of the most recent calendar year-end thereafter.

CONTACT INFORMATION

For general inquiries, please contact **Alta Trust Company** at: **(303) 996-3781**. For investment-related questions, please contact **Brandywine Asset Management** at: **(610) 361-1000**. Or, visit the Fund web page at www.trustalta.com/brandywine