

Garcia Hamilton ESG Core Bond Fund

CUSIP 364845107

First Quarter | 3.31.2024

FUND OBJECTIVE

Outperform the benchmark net of fees utilizing a higher credit quality profile than the Index and lower risk.

FUND STRATEGY

The Fund employs a top-down approach in its fixed income portfolio construction. A broad fundamental analysis of duration, yield curve, and sectors results in a defined set of parameters for the individual issues that fit the Fund's portfolio. The Investment Manager uses U.S. Treasuries, federal agency securities, agency issued mortgage-backed securities and corporate securities rated investment grade. The selection process incorporates an ESG scale of corporate issuers across the Investment Manager's universe of issuers.

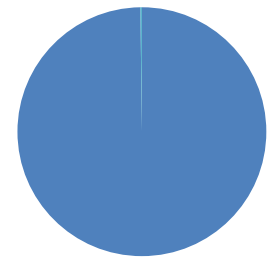
FUND PERFORMANCE NUMBERS

INCEPTION DATE 01.05.2022

Fund	Year To Date	1 Month	3 Month	1 Year	3 Year	5 Year	10 Year	Since Inception
Garcia Hamilton ESG Core Bond Fund*	(0.97%)	1.10%	(0.97%)	(1.08%)	n/a	n/a	n/a	(3.91%)
Bloomberg Barclays US Aggregate	(0.78%)	0.92%	(0.78%)	1.70%	n/a	n/a	n/a	(3.60%)

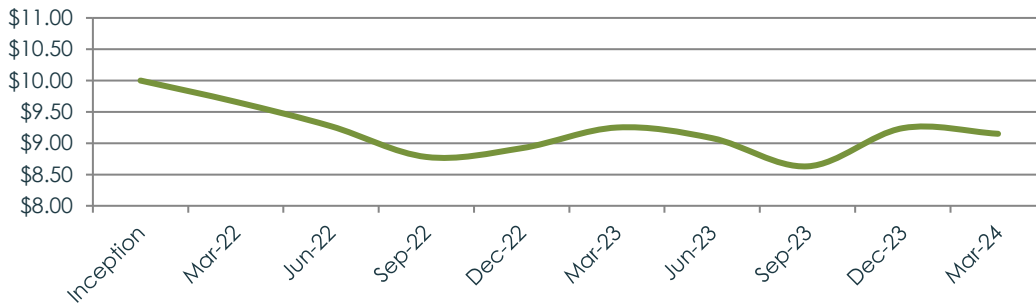
*Performance is shown net-of-fees

FUND ALLOCATIONS



■ Fixed Income ■ Sweep ■ Cash

FUND PERFORMANCE CHART



FUND TOP HOLDINGS

1. US Trsry Note/Bond	8%
2. US Treas Note/Bond	7%
3. US Trsry Note/Bond	6%
4. US Trsry Note/Bond	6%
5. Fannie Mae Pool	6%

STRATEGY PERFORMANCE

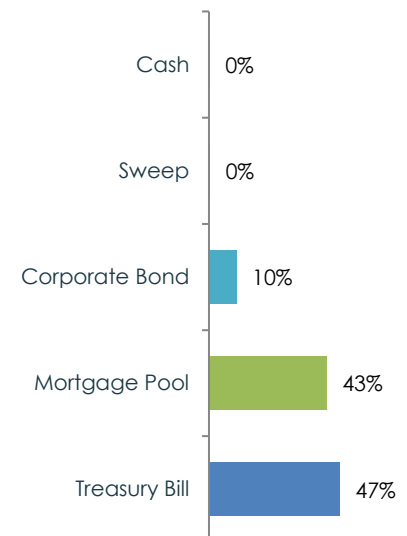
Strategy	1 Year**	3 Year**	5 Year**	7 Year**	10 Year**	15 Year**
GH&A (Net of Fees)	(0.23%)	(2.44%)	0.28%	1.03%	1.70%	3.55%
Bloomberg Barclays US Aggregate	1.70%	(2.46%)	0.36%	1.06%	1.54%	2.62%

** Periods longer than 12 months are annualized.

Prior to the inception date of the Garcia Hamilton ESG Core Bond Fund (CIT), the investment manager maintained an investment strategy which is used in the CIT. The CIT and the strategy performance represent separate products that employ the same strategy. The strategy performance is primarily shown to give potential investors additional information on how the strategy employed by the CIT has performed over a longer time horizon. The strategy performance and the CIT performance may differ materially due to fees, participant/portfolio transactions and other factors. The strategy performance does not necessarily represent what investor returns would have been in the CIT.

The strategy return is a composite of fully discretionary, fee paying institutional portfolios, including those portfolios no longer with the firm. The strategy does not utilize soft dollars, foreign companies/Yankees, high-yield securities, zero coupon bonds or derivatives. Returns presented include the reinvestment of all income. The net of fees performance results are calculated based on actual fees. Past performance is no guarantee of future results.

FUND PORTFOLIO SECTORS



DISCLOSURES

Alta Trust Company is a South Dakota chartered trust company that acts as the trustee of this CIT. Collective investment trusts are bank maintained and not registered with the Securities and Exchange Commission. The Declaration of Trust for the CIT describes the procedures for admission to and withdrawal from the CIT. The Declaration of Trust and the Investor Disclosure, sometimes referred to as the Fund's Employee Benefit Summary, should be read in conjunction with this fact sheet and is hereby incorporated by reference. A copy of these documents may be obtained by contacting Alta Trust at info@trustalta.com.

Before investing in any collective investment trust, please consider the trust's investment objective, strategies, risks, and expenses. Be sure to consult with your financial, legal and professional tax advisors prior to investment in any collective investment trust. Performance is expressed in USD. Past performance does not guarantee future results. The performance data quoted represents past performance and current returns may be lower or higher. All investments involve risk, including potential loss of principal. There is no guarantee that the CIT will achieve its objective.

Fund Restriction/Limitations: This CIT may only accept assets of defined contribution plans that are part of a pension, profit sharing, stock bonus or other employee benefit plan of an employer for the exclusive benefit of employees or their beneficiaries and is (i) exempt from federal income taxes under Section 501 (a) of the code, by reason of qualifying under Section 401 (a) or 414(d) of the code or (ii) is part of an eligible deferred compensation plan maintained by a state or local governmental unit under Section 457(b) of the Code ("Section 457 Plan"), which is either exempt from or not subject to income taxation.

FUND FEES

Shareholder Fees

The Fund does not charge additional fees such as commissions, sales loads, sales charges, deferred sales charges, redemption fees, surrender charges, exchange fees, account fees, and purchase fees directly against a participant's or beneficiary's investment. All Fund expenses are included in the total annual operating expenses of any designated investment alternative.

Annual Operating Expense*

	Annual Percentage
Total Annual Operating Expense	0.35%

The effect of the Fund's annual operating expense on \$1,000 is \$3.50

Estimated Portfolio Turnover: 24%

*Operating expenses and turnover ratios are estimated the first year and calculated annually as of the most recent calendar year-end thereafter.

CONTACT INFORMATION

For general inquiries please contact Alta Trust at: **(303) 996-3781**. For investment-related questions please contact Garcia Hamilton & Associates, L.P. at: **(713) 853-2322**. Or visit the Fund web page at www.trustalta.com/garciahamilton.