

CUSIP 505873810

Second Quarter | 6.30.2024

**FUND OBJECTIVE**

The investment objective of the Lafayette Advisors Moderate Model is to seek income with growth. The strategy does incorporate both buy and hold incorporated with tactical to achieve its goal. The tactical component of the strategy intends to dampen volatility from that of a traditional moderate allocation. Under normal market conditions, the Model will invest approximately 60% of the value of its net assets in a Global Equity Portfolio.

**FUND STRATEGY**

The Strategy is made up of strategies that mirror 27% WSTCM Credit Select Risk Managed, 29% WSTCM International Select Risk Managed, 8% WSTCM Value Risk Managed, 8% WSTCM Growth Risk Managed, 8% Barclays Aggregate Bond Fund, 7% S&P 500, 6% MSCI EAFE, 5% Cash and 2% MSCI Emerging Markets.

**PERFORMANCE NUMBERS**

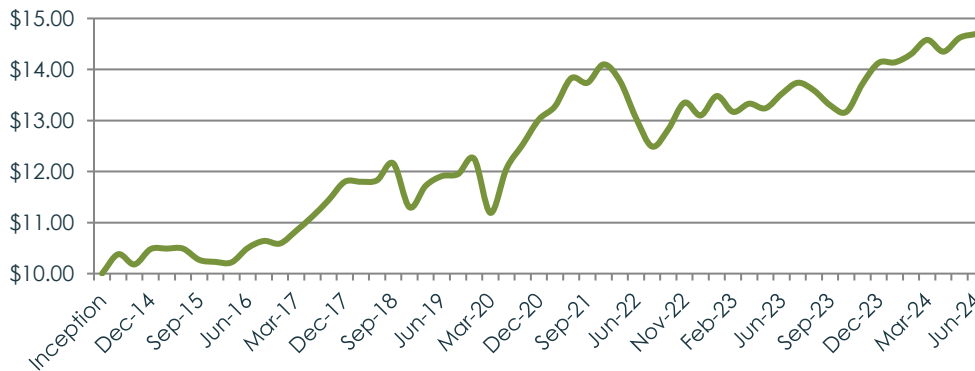
INCEPTION DATE 04.08.2014

Fund	YTD	1 Month	3 Month	1 Year	3 Year	5 Year	10 Year	Since Inception
Lafayette Mod A**	4.00%	0.52%	0.79%	8.69%	2.04%	4.29%	3.54%	3.84%
DJ Moderate Aggressive	5.56%	0.67%	(0.04%)	12.12%	1.99%	7.52%	6.87%	7.22%
Composite*	8.01%	2.17%	2.27%	14.54%	4.36%	8.43%	7.79%	8.05%

\*53% S&P 500, 40% Barclays Agg, 7% EAF

\*\*Performance is shown net-of-fees

**PERFORMANCE CHART**



**PORTFOLIO MANAGER**

Lafayette Advisors, LLC has retained Wilbanks Smith & Thomas Asset Management, LLC (WST) to manage the Lafayette Advisors Collective Investment Funds.


The fund is managed by a portfolio management team consisting of Wayne F. Wilbanks, CFA, Roger H. Scheffel Jr. and Tom McNally, CMT, CFA. Each member of the portfolio management team is jointly and primarily responsible for the day-to-day management of the Fund.

Wayne F. Wilbanks, CFA, has served as managing Principal and Chief Investment Officer of the Advisor and chairs its Investment Committee since 1990. Prior to founding the Advisor, he co-founded a regional investment advisory firm where he served as Senior Portfolio Manager and Director of Research. He has over 30 years of investment experience and training in both equity and fixed income disciplines.

Roger H. Scheffel Jr. has served as a Portfolio Manager for the Advisor since 2009 and is a member of that firm's Investment Committee. Since 2009, Mr. Scheffel has also served as the co-portfolio manager for the Advisor's WST Asset Manager Strategies. Before joining the Advisor, Mr. Scheffel worked with UBS. Prior to entering the financial services industry, Mr. Scheffel was a Senior Manager in Ernst & Young's Private Client Services group.

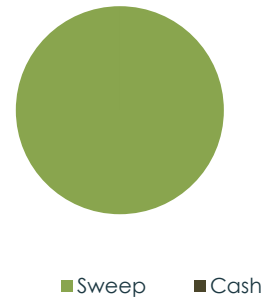
Tom McNally, CMT, CFA has served as a Senior Trader of the Advisor since 2006. Since 2006, Mr. McNally has also served as the co-portfolio manager for the Advisor's WST Asset Manager Strategies. Mr. McNally is a member of the Advisor's Investment Committee and oversees trading operations. Previously, Mr. McNally was a Portfolio Manager and Senior Analyst at a regional investment advisory firm.

**RISK PROFILE**



A moderate to aggressive investor who seeks to invest in both equities and fixed income with the goal of reducing risk and achieving moderate to aggressive capital appreciation, mid to long-term time horizon.

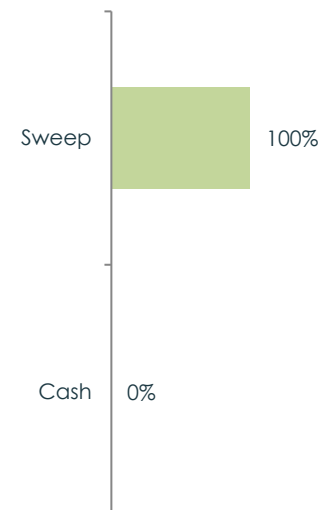
**FUND ALLOCATION**



**TOP HOLDINGS**

- 1. Alta STIF 100%
- 2. Cash 0%

**CATEGORIES**



## DISCLOSURES

Alta Trust Company is a South Dakota chartered trust company that acts as the trustee of this CIT. Collective investment trusts are bank maintained and not registered with the Securities and Exchange Commission. The Declaration of Trust for the CIT describes the procedures for admission to and withdrawal from the CIT. The Declaration of Trust and the Investor Disclosure, sometimes referred to as the Fund's Employee Benefit Summary, should be read in conjunction with this fact sheet and is hereby incorporated by reference. A copy of these documents may be obtained by contacting Alta Trust at [info@trustalta.com](mailto:info@trustalta.com).

Before investing in any Fund, please consider the Fund's investment objective, strategies, risks, and expenses. Be sure to consult with your financial, legal and professional tax advisors prior to investment in any Fund. Performance is expressed in USD. Past performance does not guarantee future results. The performance data quoted represents past performance and current returns may be lower or higher. All investing involves risk, including potential loss of principal. There is no guarantee that the Fund will achieve its objective.

**Fund Restriction/Limitations:** This Collective Investment Fund may only accept assets of defined contribution plans that are part of a pension, profit sharing, stock bonus or other employee benefit plan of an employer for the exclusive benefit of employees or their beneficiaries and is (i) exempt from federal income taxes under Section 501 (a) of the code, by reason of qualifying under Section 401 (a) or 414(d) of the code or (ii) is part of an eligible deferred compensation plan maintained by a state or local governmental unit under Section 457(b) of the Code ("Section 457 Plan"), which is either exempt from or not subject to income taxation.

**Investment Model Risk:** The ability of the Fund to meet its investment objective is directly related to the ability of the Investment Model to accurately measure market risk or volatility and appropriately react to current and developing market trends.

**Junk Bonds or Lower-Rated Securities Risk:** Debt securities rated below Baa by Moody's and BBB by S&P or Fitch are generally considered speculative in nature and are generally subject to greater risks with respect to the non-payment of interest and principal and greater market fluctuations than higher-rated debt securities.

Commissions: None

Minimum purchase requirements: None

Surrender charges: None

Classes A & B are available subject to Investment Manager approval.

## FEES

## Shareholder Fees

The Fund does not charge additional fees such as commissions, sales loads, sales charges, deferred sales charges, redemption fees, surrender charges, exchange fees, account fees, and purchase fees directly against a participant's or beneficiary's investment. All Fund expenses are included in the total annual operating expense of any designated investment alternative.

## Annual Operating Expense\*

	Annual Percentage
Total Annual Operating Expense	0.92%

The effect of the Fund's annual operating expense on \$1,000 is \$9.20

Portfolio Turnover\*: 155%

\*Operating expenses and turnover ratios are estimated the first year and calculated annually as of the most recent calendar year-end thereafter.

## CONTACT INFORMATION

For general inquiries please contact Alta Trust at: **303-996-3781**. For Investment related questions please contact Lafayette Advisors at: **757-623-3676**. Or visit the Fund web page at [www.trustalta.com/lafayette](http://www.trustalta.com/lafayette).