

# RetireGuide Growth Class 2



# LEAFHOUSE FINANCIAL

CUSIP 76133T866

Second Quarter | 6.30.2024

## FUND OBJECTIVE

The fund may be appropriate for investors seeking primarily capital appreciation. Additional emphasis is on prudent overall diversification by asset class and investment style. Over a complete market cycle (3-5 years), the annual target rate of return for this fund is approximately 8% to 10%, net of fees.

## FUND STRATEGY

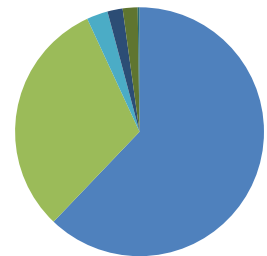
The fund will maintain a target allocation that ranges between 80% to 100% in equities. The remaining investments will be comprised of allocations to fixed income such as bonds, stable value, and money market funds. The investment manager will primarily use mutual funds and collective investment trusts to execute the strategy.

## PERFORMANCE NUMBERS

INCEPTION DATE 02.27.2023

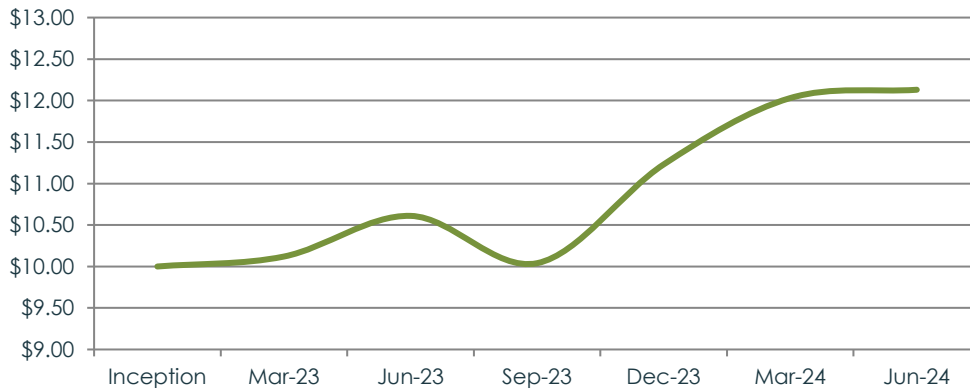
Fund	Year To Date	1 Month	3 Month	1 Year	3 Year	5 Year	10 Year	Since Inception
RetireGuide Growth Cl 2	8.01%	1.76%	0.83%	14.33%	n/a	n/a	n/a	15.58%
Morningstar Agg Tgt Risk TR USD	6.84%	0.80%	0.26%	14.87%	n/a	n/a	n/a	15.87%

## FUND ALLOCATION



- US Equity
- International Equity
- Sweep
- Specialty
- Fixed Income
- Cash

## PERFORMANCE CHART



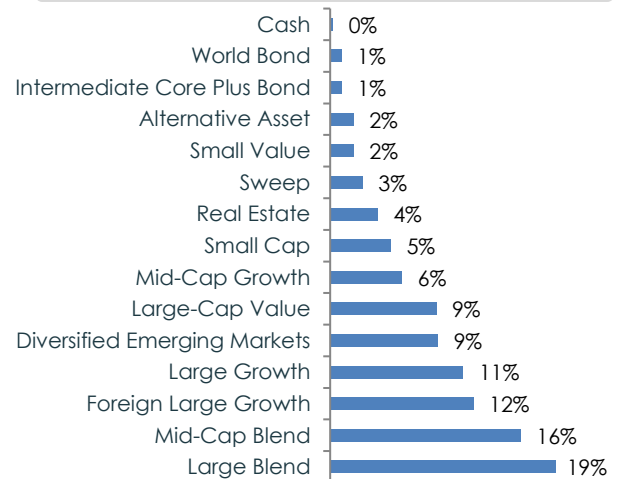
## TOP HOLDINGS

1. StateSt Sm/Md Cap Eq 16%
2. Franklin Intl Gro 12%
3. American Innovation 11%
4. State St GblEq exUS 10%
5. Martin Currie EM CIT 9%

## GROWTH PORTFOLIOS

This group of portfolios is built for the participant's accumulation phase of saving retirement funds. During this phase, individual earnings typically increase and gradually reach a peak. This tends to lead to an increase in assets and savings over time, though expenses may increase in tandem. Due to this dynamic, this portfolio has more of a growth orientation built for wealth accumulation but may experience volatility.

## PORTFOLIO SECTORS



## DISCLOSURES

Alta Trust Company is a South Dakota chartered trust company that acts as the trustee of this CIT. Collective investment trusts are bank maintained and not registered with the Securities and Exchange Commission. The Declaration of Trust for the CIT describes the procedures for admission to and withdrawal from the CIT. The Declaration of Trust and the Investor Disclosure, sometimes referred to as the Fund's Employee Benefit Summary, should be read in conjunction with this fact sheet and is hereby incorporated by reference. A copy of these documents may be obtained by contacting Alta Trust at [info@trustalta.com](mailto:info@trustalta.com).

Before investing in any collective investment trust, please consider the trust's investment objective, strategies, risks, and expenses. Be sure to consult with your financial, legal and professional tax advisors prior to investment in any collective investment trust. Performance is expressed in USD. Past performance does not guarantee future results. The performance data quoted represents past performance and current returns may be lower or higher. All investments involve risk, including potential loss of principal. There is no guarantee that the CIT will achieve its objective.

**Fund Restriction/Limitations:** This CIT may only accept assets of defined contribution plans that are part of a pension, profit sharing, stock bonus or other employee benefit plan of an employer for the exclusive benefit of employees or their beneficiaries and is (i) exempt from federal income taxes under Section 501 (a) of the code, by reason of qualifying under Section 401 (a) or 414(d) of the code or (ii) is part of an eligible deferred compensation plan maintained by a state or local governmental unit under Section 457(b) of the Code ("Section 457 Plan"), which is either exempt from or not subject to income taxation.

## FEES

### Shareholder Fees

The Fund does not charge additional fees such as commissions, sales loads, sales charges, deferred sales charges, redemption fees, surrender charges, exchange fees, account fees, and purchase fees directly against a participant's or beneficiary's investment. All Fund expenses are included in the total annual operating expenses of any designated investment alternative.

#### Annual Operating Expense\*

	Annual Percentage
Total Annual Operating Expense	0.54%

The effect of the Fund's annual operating expense on \$1,000 is \$5.40

Portfolio Turnover: 17%

\*Operating expenses and turnover ratios are estimated the first year and calculated annually as of the most recent calendar year-end thereafter.

## CONTACT INFORMATION

For general inquiries please contact Alta Trust at: **(303) 996-3781**. For investment-related questions please contact LeafHouse Financial Advisors, LLC at: (512) 879-1505. Or visit the Fund web page at [www.trustalta.com/leafhouse](http://www.trustalta.com/leafhouse).