

CUSIP 001756204

Fourth Quarter | 12.31.2024

FUND OBJECTIVE

The Income Generating Fund seeks to provide a stable and consistent stream of income from the interest and dividend payments while attempting to maintain principal for investors with a short to intermediate term time horizon.

FUND STRATEGY

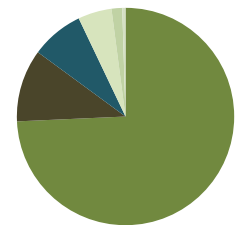
The strategy is designed to maximize current income while seeking a total return by focusing on high quality, diversified income producing investment options. The core of the portfolio is comprised of a diverse selection of bonds complemented with trust preferred securities, and some dividend paying equities to achieve the desired investment objective. With fixed income securities, there is the potential that interest rate fluctuation and market factors will produce some price variation. This fund's strategy is focused on income and is designed for a short to intermediate term investor. There are times that this portfolio may become more conservative due to market conditions. The fund allocation targets are 59-67% Investment Grade Fixed Income, 15-25% Trust Preferred Securities, 5-10% Dividend Stocks, and 3-6% Money Market fund or cash equivalent funds.

PERFORMANCE NUMBERS

INCEPTION DATE 2.2.2017

Fund	Year To Date	1 Month	3 Month	1 Year	3 Year	5 Year	10 Year	Since Inception
AMP Income Generating*	3.99%	(1.55%)	(1.97%)	3.99%	(2.42%)	0.77%	n/a	2.28%
BBG US Agg 1-5 Yr	3.78%	(0.13%)	(0.73%)	3.78%	0.87%	1.15%	n/a	1.68%

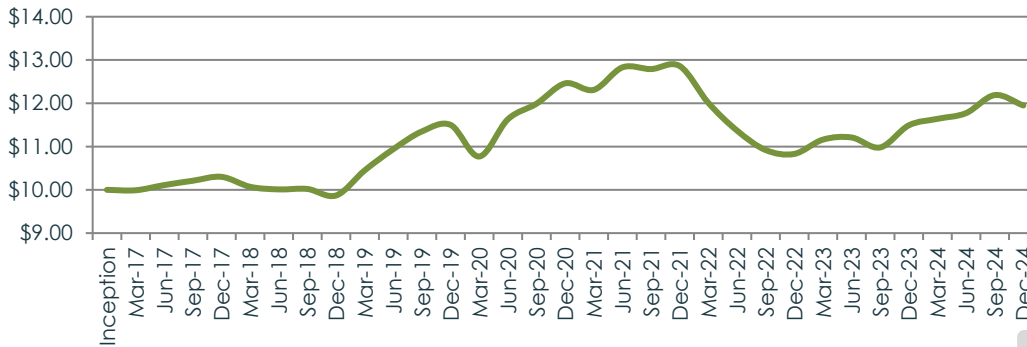
FUND ALLOCATION



- Fixed Income
- Cash
- US Equity
- Sweep
- International Equity

PERFORMANCE CHART

*Performance is shown net-of-fees



TOP HOLDINGS

1. Cash 11%
2. U.S Treasuries 5%
3. Alta STIF 5%
4. Ohio WV Excise Rev 4%
5. Hamilton Community 4%

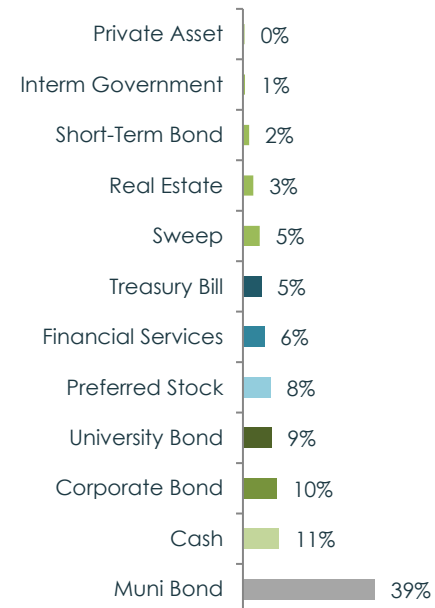
DISCLOSURES

Alta Trust Company is a South Dakota chartered trust company that acts as the trustee of this CIT. Collective investment trusts are bank maintained and not registered with the Securities and Exchange Commission. The Declaration of Trust for the CIT describes the procedures for admission to and withdrawal from the CIT. The Declaration of Trust and the Investor Disclosure, sometimes referred to as the Fund's Employee Benefit Summary, should be read in conjunction with this fact sheet and is hereby incorporated by reference. A copy of these documents may be obtained by contacting Alta Trust at info@trustalta.com.

Before investing in any Fund, please consider the Fund's investment objective, strategies, risks, and expenses. Be sure to consult with your financial, legal and professional tax advisors prior to investment in any Fund. Performance is expressed in USD. Past performance does not guarantee future results. The performance data quoted represents past performance and current returns may be lower or higher. All investing involves risk, including potential loss of principal. There is no guarantee that the Fund will achieve its objective.

Fund Restriction/Limitations: This Collective Investment Fund may only accept assets of defined contribution plans that are part of a pension, profit sharing, stock bonus or other employee benefit plan of an employer for the exclusive benefit of employees or their beneficiaries and is (i) exempt from federal income taxes under Section 501 (a) of the code, by reason of qualifying under Section 401(a) or 414(d) of the code or (ii) is part of an eligible deferred compensation plan maintained by a state or local government that meets the requirements of Section 457(b) of the Code ("Section 457 Plan") which is either exempt from...

PORTFOLIO SECTORS



FEES

Shareholder Fees

The Fund does not charge additional fees such as commissions, sales loads, sales charges, deferred sales charges, redemption fees, surrender charges, exchange fees, account fees, and purchase fees directly against a participant's or beneficiary's investment. All Fund expenses are included in the total annual operating expenses of any designated investment alternative.

Annual Operating Expense*

	Annual Percentage
Total Annual Operating Expense	0.88%

The effect of the Fund's annual operating expense on \$1,000 is \$8.80


Portfolio Turnover: 7%

*Operating expenses and turnover ratios are estimated the first year and calculated annually as of the most recent calendar year-end thereafter.

MEET THE TEAM



Dr. Jerome Mahalick is the founder and CEO of Asset Management for Professionals Inc. (AMP) In 1994, Dr. Mahalick completed the Certified Investment Management Consultant curriculum and formed AMP, a SEC Registered Investor Advisor. Dr. Mahalick is a board-certified prosthodontist. He graduated with a DDS and MS from Marquette University School of Dentistry. After two years in the Army Dental Core he returned to Milwaukee to practice for twenty eight years. During this time, he served as Chairman of the Asset Management Committee for the Wisconsin Dental Association and was on the board of directors of Standish Industries.



Gregory Mahalick received a Bachelor of Science degree in Nuclear Engineering and Engineering Physics from the University of Wisconsin and a MBA from Marquette University with a focus on investment finance. He began his career as a submarine officer in the United States Navy. This included tours from San Diego on the USS Pasadena deployed in the Persian Gulf and in the shipyard at the General Dynamics in Groton, CT where he was involved in the new construction and commissioning of the USS Wyoming. After the Navy, Greg moved to GE Healthcare where he spent 10 years in a number of management roles in engineering and product development, in diagnostic imaging modalities, CT and Ultrasound. His last position there was as a global product manager in the Pre-Clinical Imaging business, an entrepreneurial group within GE Healthcare responsible for developing products for biologic research and drug discovery. Gregory joined AMP as a partner in 2006.



James Breen received a BS from Northwestern University and a MBA from the Kellogg Graduate School of Management at Northwestern University. Jamie Breen has over thirty years of experience in investment management, business management and consulting. Prior to joining AMP, Jamie led the ERISA effort for Horizon Investments, LLC. Before Horizon, Jamie was Co-Founder and President of Breen Financial Corporation. Prior to Breen Financial, Jamie was Senior Vice President of LCG Associates. He was also Senior Vice President at Disciplined Investment Advisors. Mr. Breen has helped develop curricula and lectured on pension fund management for the Kellogg Graduate School's Continuing Executive Education Programs and has published articles on a variety of quantitative investment subjects.

ABOUT THE FUND

The AMP Income Generating Portfolio seeks to provide an investor with long term investment security by maintaining principal and providing a steady stream of income. The Income Generating Strategy also serves as an excellent complement to the Rising Dividend Strategy to enable AMP to provide a suite of Risk Based Investment Strategies which span the relevant risk/return landscape. The investment management committee meets on a regular basis to determine if portfolio changes are indicated.

CONTACT INFORMATION

For general inquiries please contact Alta Trust at: **303-996-3781**. For investment-related questions please contact AMP Wealth Management at: **(414) 332-1011**. Or, visit the Fund web page at www.trustalta.com/amp.