



AT - T. Rowe Price Large Cap Growth Trust, Class L

CUSIP 76134T105

12/31/2025

FUND OBJECTIVE

The AT - T. Rowe Price Large Cap Growth Trust, Class L ("Fund") seeks to provide long-term capital appreciation through investments in large company growth stocks.

FUND STRATEGY

The Fund will invest solely in the T. Rowe Price Large Cap Growth collective investment trust ("CIT").

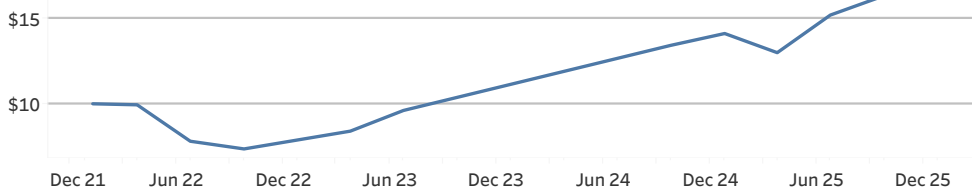
PERFORMANCE

INCEPTION DATE | 1/14/2022

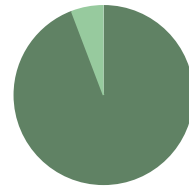
	YTD	1 Month	3 Month	1 Year	3 Year	5 Year	10 Year	ITD
AT - T. Rowe Price Large Cap Growth..	17.9%	-0.4%	2.0%	17.9%	31.2%	n/a	n/a	13.7%
Russell 1000 Growth TR USD	18.6%	-0.6%	1.1%	18.6%	31.2%	n/a	n/a	14.3%

Fund Performance is shown net-of-fees

PERFORMANCE CHART



FUND ALLOCATIONS



US EQUITY
SWEEP
CASH

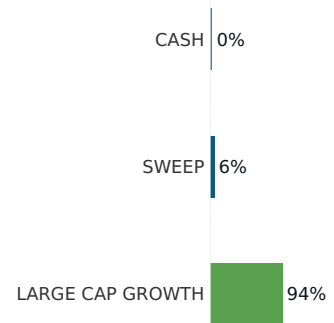
STRATEGY PERFORMANCE



TOP HOLDINGS

- 1 T.Rowe Price Large-Cap Growth Tr.. 94%
- 2 Alta Trust Short Term Investment .. 6%
- 3 Cash 0%

PORTFOLIO SECTORS



www.trustalta.com | phone : 1 (303) 996-3781 | email : info@trustalta.com

NOT FDIC INSURED

MAY LOSE VALUE

NO BANK GUARANTEE



DISCLOSURES

Alta Trust is a South Dakota chartered trust company that acts as the trustee of this Collective Investment Trust (CIT). CITs are bank maintained and not registered with the Securities and Exchange Commission. The Declaration of Trust for the CIT describes the procedures for admission to and withdrawal from the CIT. The Declaration of Trust and the Investor Disclosure, sometimes referred to as the Fund’s Employee Benefit Summary, should be read in conjunction with this fact sheet and is hereby incorporated by reference. A copy of these documents may be obtained by contacting Alta Trust at info@trustalta.com.

Before investing in any collective investment trust, please consider the trust’s investment objective, strategies, risks, and expenses. Be sure to consult with your financial, legal and professional tax advisors prior to investment in any collective investment trust. Performance is expressed in USD. Past performance does not guarantee future results. The performance data quoted represents past performance and current returns may be lower or higher. All investments involve risk, including potential loss of principal. There is no guarantee that the CIT will achieve its objective.

Fund Restriction/Limitations: This CIT may only accept assets of defined contribution plans that are part of a pension, profit sharing, stock bonus or other employee benefit plan of an employer for the exclusive benefit of employees or their beneficiaries and is (i) exempt from federal income taxes under Section 501 (a) of the code, by reason of qualifying under Section 401(a) or 414(d) of the code or (ii) is part of an eligible deferred compensation plan maintained by a state or local governmental unit under Section 457(b) of the Code (“Section 457 Plan”), which is either exempt from or not subject to income taxation.

FEES

Shareholder Fees

The Fund does not charge additional fees such as commissions, sales loads, sales charges, deferred sales charges, redemption fees, surrender charges, exchange fees, and purchase fees directly against a participant's or beneficiary's investment. All Fund included in the total annual operating expenses of any designated investment alternative.

CIT Annual Operating Expense*

	Annual Percentage
Total Annual Operating Expense	0.40%

The effect of the CIT's annual operating expense on \$1,000 is \$3.95

CIT Portfolio Turnover*: 10%

*Operating expense and turnover ratios are estimated the first year and calculated annually as of the most recent calendar year-end thereafter.

CONTACT INFORMATION

For general inquiries, please contact Alta Trust Company at: (303) 996-3781. For investment-related questions, please contact Creative Planning, LLC at: (877) 794-9151. Or, visit the Fund web page at www.trustalta.com/creativeplanning.